



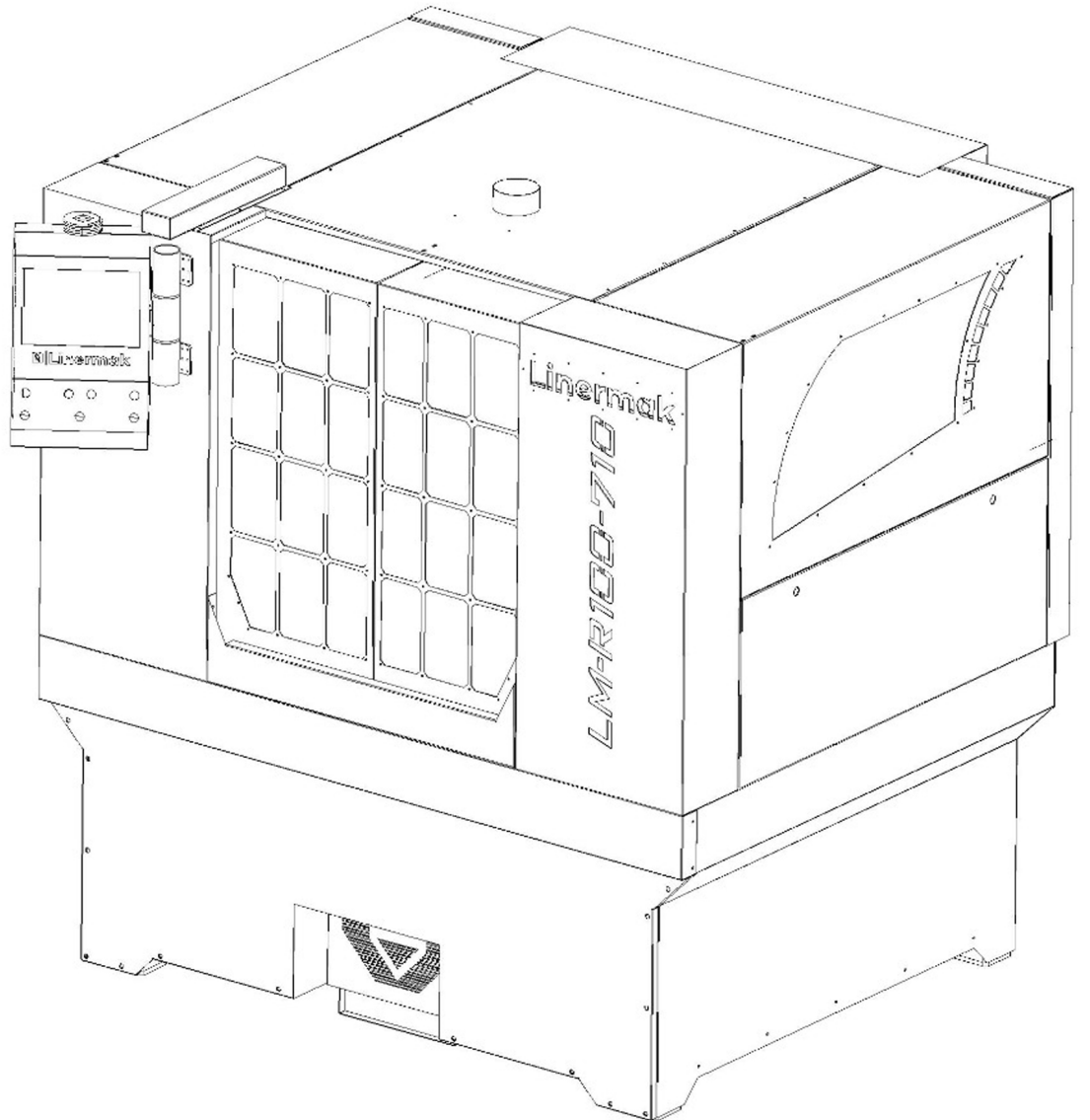
STRONG

SAFETY

AESTHETIC

PRODUCT

- LM-R50C CNC MACHINE
- LM-R100C CNC MACHINE



www.linermak.com.tr

LM-R50C CNC MACHINE

Thanks to our long years manufacturing experience, we have developed our CNC machines and taken our place in the machining industry with our sector leading models LM-R50C and LM-R100C.



Technical Specifications

Model	LM-R50C-STP		LM-R50C-SRV	
Working Area(Y-X-Z) mm	400x600x150	600x900x150	400x600x150	600x900x150
Machine Size (L-W-H) cm	78x120x175	105x150x175	78x120x175	105x150x175
Weight (kg)	215 KG	315 KG	215 KG	315 KG
Chassis	High Strength Machined Steel Chassis			
X-Y-Z Axis	Linear HIWIN HG20 Guideway, 25/05 HIWIN Ballscrew, LEADSHINE 4,5 Nm Step Motor		Linear HIWIN HG20 Guideway, 25/05 HIWIN Ballscrew, SHIHLIN 750W Servo Motor	
Feed Rate (G0)	5.000 mm/dk		20.000 mm/dk	
Precision	0,01 mm			
Spindle Motor	1.4 kW 18000 RPM. AREL (OPT: 2.2 kW 18000 RPM. AREL)			
Power	1 X 220 V 50 Hz 4 kW			
Cnc Control Unit	RICH AUTO Dsp Control Panel (OPT: PULSER3 PLS 10" Hmi Touch Screen Cnc Control Unit)			
Machine Table	T Slot Aluminum Table (OPT.1: Aluminum Flat Table, OPT.2: Vacuum Table, OPT.3: With Water Tank)			
Tool Cooling	Spray Cooling System			
Axis Lubrication	Central Lubrication			

*The red framed area is for model features comparison.

Range of Materials

Aluminum

Industrial Plastics (Cast Polyamide, Polyamide, Polycarbon, POM Delrin, Teflon) Brass

Copper

Manufacturing Steel

Carbon Fiber

Composite

Wood

MDF

Plexiglass

PVC Foam

Forex



Range of Sectors

Automotive, Mold Processing, Aluminum Profile Processing, Toys, Furniture, Kitchen Equipment, Lighting, Electronics, Calibration, Metallurgical Testing Laboratory, Souvenirs

LM-R100C CNC MACHINE

Thanks to our long years manufacturing experience, we have developed our CNC machines and taken our place in the machining industry with our sector leading models LM-R50C and LM-R100C.



Technical Specifications

Model	LM-R100C-STP	LM-R100C-SRV
Working Area(Y-X-Z) mm	700x1000x200	
Machine Size (L-W-H) cm	180x170x200	
Weight (kg)	850 kg	
Chassis	High Strength Machined Steel Chassis	
X-Y-Z Axis	Linear HIWIN HG20 Guideway, 25/05 HIWIN Ballscrew, LEADSHINE 4,5 Nm Step	Linear HIWIN HG20 Guideway, 25/05 HIWIN Ballscrew, SHIHLIN 750W Servo Motor
Feed Rate (G0)	8.000 mm/dk	25.000 mm/dk
Precision	0,01 mm	
Spindle Motor	4 kW 1800 RPM. HERZT (OPT: 5.5 kW 1800 RPM)	
Power	3 X 380 V 50 Hz 7 kW	
Cnc Control Unit	PULSER3 PLS 10" Hmi Touch Screen Cnc Control Unit	
Machine Table	T Slot Aluminum Table (OPT.1: Aluminum Flat Table, OPT.2: Vacuum Table, OPT.3: With Water Tank)	
Tool Cooling	Spray Cooling System	
Axis Lubrication	Central Lubrication	

*The red framed area is for model features comparison.



Range of Materials

Aluminum

Industrial Plastics (Cast Polyamide, Polyamide, Polycarbon, POM Delrin, Teflon) Brass

Copper

Manufacturing Steel

Carbon Fiber

Composite



Wood

MDF

Plexiglass

PVC Foam

Forex



Range of Sectors

Automotive, Mold Processing, Aluminum Profile Processing, Toys, Furniture, Kitchen Equipment, Lighting, Electronics, Calibration, Metallurgical Testing Laboratory, Souvenirs



Linermak I Cnc Router & Laser Machines

Adress: Gökevler, Gökevler Mahallesi Pasiad Sanayi Sitesi, 2330 Sk. No: 4 C,
34522 Esenyurt/İstanbul

T: +90 533 141 25 91

www.linermak.com.tr